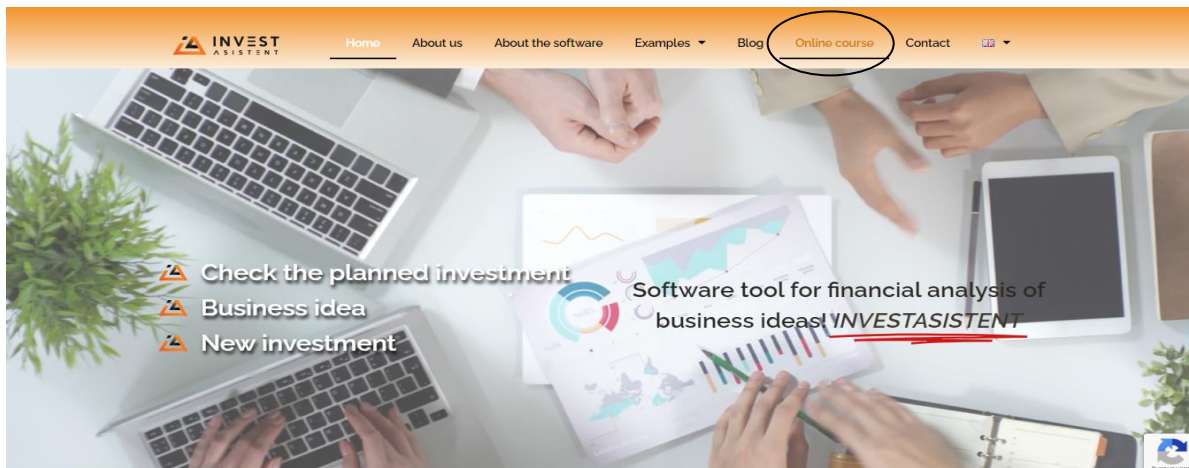
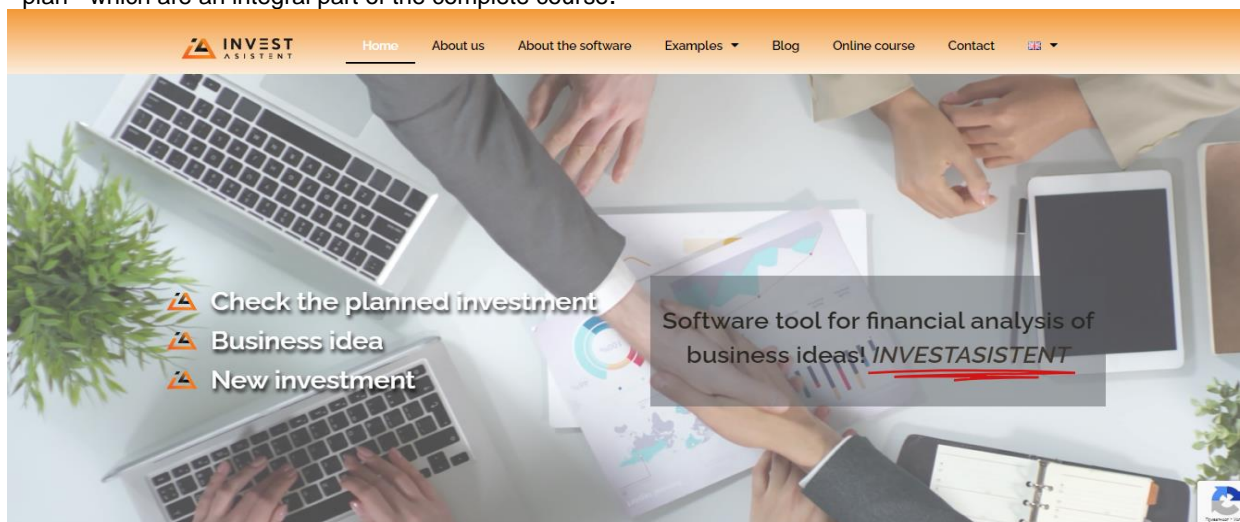


Instructions for using the program

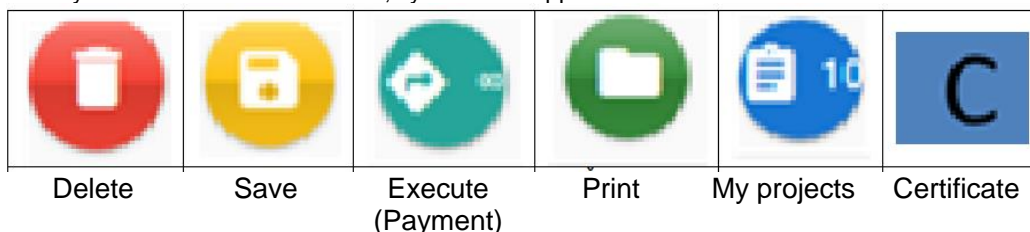
1. Click on google and then on investastent.com, the front page will open in English. You can change the language to Serbian by clicking.



2. Before proceeding to the course and software, we suggest that you click on: About the software, Examples and Blog, which may make it easier for you to complete the software
3. On the home page, click on the Online course (you can also click on the software tool for financial analysis), after which the data entry software will start. As part of the certification course, it is important that you read the Instructions; The guide and presentation of InvestAsistent as well as the Manual for starting a business and creating a business plan - which are an integral part of the complete course.



4. Within investAsistent, click on Login / registration (enter your e-mail and password, which will only be used to access InvestAsistent), and then fill in the unlocked fields. If you want to delete the project during filling, there are icons near the end of the program, so with the Delete icon you delete the entered projects; ,
5. Once you have filled in all the fields, symbols will appear at the bottom.



6. Click on Save, then on Execute, a payment order will be created via your payment card; by entering all data and paying 100 EUR (according to the middle exchange rate of the NBS on the day of payment), the software will create a complete business plan, which you can save and print in PDF and/or Word; and the project will be saved within the My Projects file.
7. If you have opened all the titles (About the software, Examples and Blog), read the complete online guide and manual and tried the software with your planned investment, by clicking on C you can get a free e-certificate for creating a business plan through the InvestAsistent platform.

Note:

1. If you want to be discreet in the input parts of the future project, enter some words, letters or characters in the text fields in some fields, you can enter the complete text later in the downloaded version in word format.
2. The software can be rented for a longer period by agreement. (contact us by email)